



# Virtual Home Resource Guide Workshop

*Preparing for Unconventional Gas  
Development In Your Community*

Part 1 -- Jan. 19 @ 7pm



---

**Protect PT** 

# Who is Protect PT?

Protect PT (Penn-Trafford) is a nonprofit organization dedicated to ensuring residents' safety, security, and quality of life by engaging in education and advocacy to protect the economic, environmental, and legal rights of the people in Westmoreland and Allegheny counties.

Since starting as a group of neighbors working together to protect their neighborhood from fracking in late 2014, Protect PT has grown to a community-based organization with staff, volunteers, and members.

Learn more at [protectpt.org](http://protectpt.org).

## OUR GOALS



**Educate** residents and local lawmakers with factual and important information so they may better protect themselves.



**Empower** residents to get involved in the local government process.



**Engage** our lawmakers directly at local meetings and hearings to ensure our rights are protected.

# Zoom Housekeeping

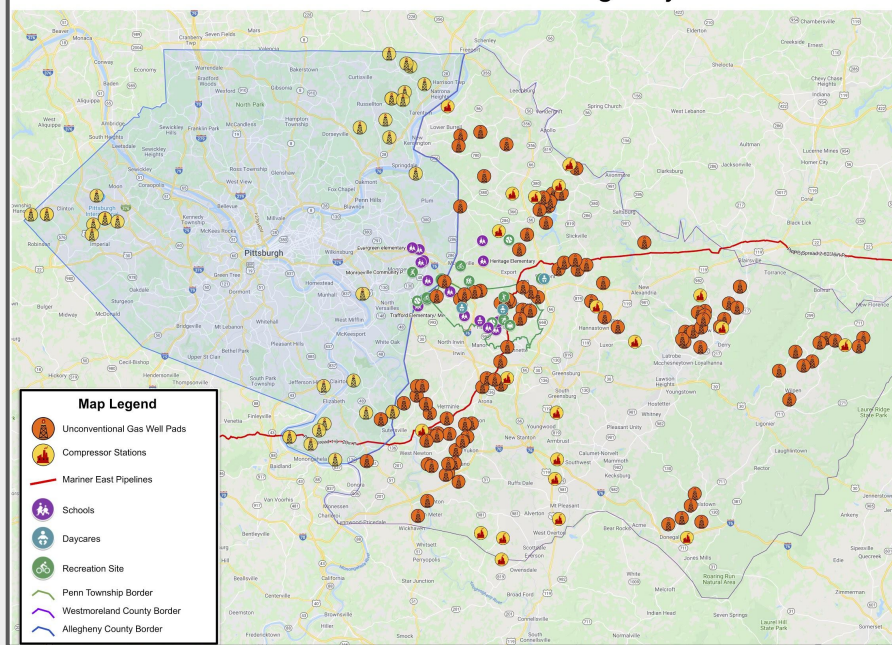
- We ask everyone to stay muted that is not speaking
- A lot of material to cover
- Please add questions in chat/Q & A along the way (we will address most questions at the end of sections)
- Presentation will have interactive elements



# Why We Are Here

- Residents will be exposed to the different stages of this heavy industrial process in close proximity to our homes, businesses, and schools.
- Each stage of this process brings with it unwanted impacts to our quiet, rural community.
- With more and more gas infrastructure proposed in southwest Pennsylvania residents need to be extremely aware of their surroundings and how to protect themselves and their family.

UNGD in Westmoreland and Allegheny Counties





# Overview of Workshop

## Community Workshop Agenda

**Jan. 19**  
**7-8:30**



Complaints & Compliance



Emergency & Disaster  
Preparedness

**Jan. 21**  
**7-8:30**

**Jan. 26**  
**7-8:30**



Air & Water Pollution



Waste & Noise

**Jan. 28**  
**7-8:30**



An illustration of a fracking site. In the foreground, a green grassy field contains the text 'HOW DOES FRACKING WORK?'. In the background, there is a white truck with a large grey tank on its trailer, connected by a black hose to a tall, brown metal well structure. To the right of the well are two large, grey, dome-shaped storage tanks. To the left of the truck are three green, conical trees. The sky is light grey with three dark grey clouds. The entire scene is framed by black bars at the top and bottom.

# HOW DOES FRACKING WORK?

# Types of Oil and Gas Infrastructure



Well Pads



Compressor Stations



Pipelines

And More

# Complaints & Compliance



**Lights, Noise, Action.** Lots of action! As unconventional gas development commences in your community, residents will be exposed to the different stages of this heavy industrial process in close proximity to homes, businesses, and schools. These stages include the construction of well pads, drilling of vertical and horizontal bores, hydraulic fracturing (“fracking”), flowback wastewater management, and completion.

## This section will cover:

- Expectations placed on gas/drilling companies to comply with state and federal laws
- Tools to report nuisances, violations, and mishaps
- How to recognize, document and properly report violations in your community.



# Federal, State & Local Regulations

## Air and Water Quality Laws

- EPA Regulations overseen by PA DEP
  - Clean Water Act
  - Clean Air Act

## Are these elements incorporated in your local ordinances?

- Adequate setbacks around schools and other public gathering places
- Strong setbacks around residential areas
- Minimum lot size restrictions for developing infrastructure
- Restrict shale gas infrastructure in industrial zones areas only
- Require environmental assessment and monitoring for air, water, and noise pollution that prove residents and the environment will be protected.



# Zoning and Ordinances

*Protective Ordinances are crucial for protecting residents, especially our most vulnerable populations. Informing yourself about your local ordinances will help you advocate for these protections.*

## How to find an ordinance

- FracTracker & Mountain Watershed Association partnered to create a zoning ordinance search tool:

<https://www.fractracker.org/2016/08/oil-gas-zoning-southwestern-pa/>

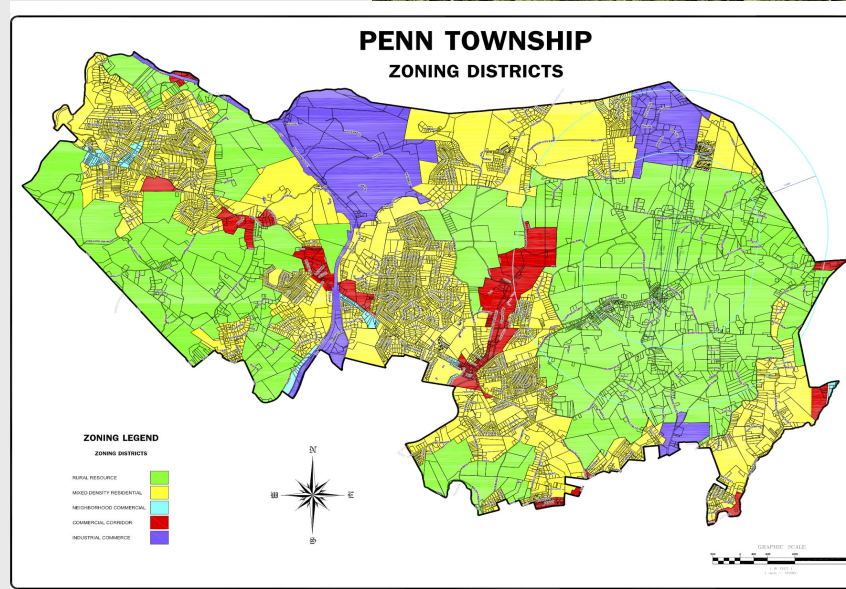
- Search your municipal website for the most up to date zoning ordinance and look for the following ordinances listed below to add to your guide.



# Zoning and Ordinances

## What you need to add to your guide, Homework:

- Zoning Map
- The Latest local oil & gas ordinance
- Other infrastructure relevant ordinances
  - Injection Wells
  - Noise
  - Hazardous Materials
  - Pipelines





# Local Contacts Worksheet

Homework for Later



# How to Prepare My Testimony

- The difference between being a party to the hearing and providing public comments

→ ↻ 🔒 [halttheharm.net/2018/05/how-to-use-public-hearings-to-beat-oil-gas/](https://halttheharm.net/2018/05/how-to-use-public-hearings-to-beat-oil-gas/)

## How to Use Public Hearings to Beat Oil & Gas

By [Ryan Clover](#) | May 10, 2018

The public process can feel defeating – often times we hear about things when it's too late, or an oil & gas project is presented as a done deal. Oil & gas companies rely on people feeling this way, so they can move through our democratic process quietly and efficiently.



How to Use Public Hearings to Beat Oil & Gas

ProtecT HAMILTON LAW, LLC

Watch later Share

Protect Children

How to Use Public Hearings to Beat Oil & Gas

HALT the HARM NETWORK

<https://halttheharm.net/2018/05/how-to-use-public-hearings-to-beat-oil-gas/>



# How to Prepare My Testimony

- Follow any instructions provided in the public notice indicating how to register to speak.
- Keep your comments specific to only the permit under review – do not stray into other subjects.
- Select the two or three main points you'd like to make and write a statement that fits the
- appropriate time limit - **WRITE IT DOWN!**
- General Rule: 1 minute = 100 words



# How to Prepare My Testimony

## Tell Your Story:

- Raise specific concerns about how your property, water sources, livestock, family and health might be affected.
- Raise specific questions about the proposed operations.
- Present any factual documents or articles you have – highlight just a few key sections in your oral testimony.
- Provide copies of the documents or articles you reference.



# How to Document & Report Problems

## Step 1: What are you documenting

- Around well sites
- Spills
- Pipelines
- Trucks
- Compressors
- Trains
- Impoundments
- Other Equipment





# How to Document & Report Problems

## Step 2: What senses are impacted

- Sight
- Sound
- Smell
- Taste
- Health Impacts



# How to Document & Report Problems

## Step 3: Where & What is Happening

- Stream Name (if known)
- GPS Coordinates
- Street Names
- Postal Address
- Landmarks
- Company Name
- License Plates
- Truck Numbers
- Site Numbers

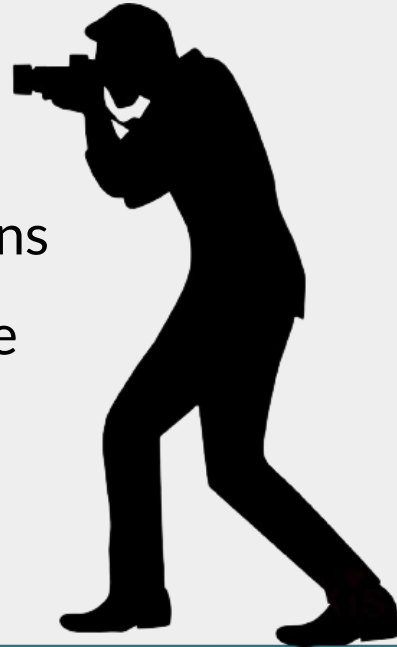


# How to Document & Report Problems



## Step 4: Document Properly

- Take a Picture
- Report a Sound
- List Witnesses
- Keep a journal
- Time stamped photos
- Note of weather conditions
- Write down date and time



# How to Document & Report Problems



## Step 5: File a Report & Follow Up

- File a report with the correct agency
- Be sure to get a report or reference number
- Follow up on your report
- Let Protect PT know about your complaint





# Examples: Visual Observations are Important

- Land disturbance
- Gas migration/ leakages
- Spills or discharges
- Pipelines




# Examples: What Do You See?





# Examples: What Do You See?



ALLARM

# Examples: What Do You See?

## E&S Control Failures





# Examples: What Do You See?

## Gas Migration or Leakages



# Follow Up?

- Call, call, call!
- Be respectful
- Follow up with an email
- Send your pictures
- Ask them to file an official complaint
- Get to know the DEP

Go to: <http://www.depgis.state.pa.us/PaOilAndGasMapping/>





Protect PT Observation Portal

Register

Sign In

# Coming Soon!!

## Monitoring Mobile App





# How to Navigate State and Local Government





# How Do You Find the Information You Need

## Local, County, or State Public Records

- Right To Know Request (RTK)

## State Environmental Records

- Informal File Review (IFR)
- Right To Know Request (RTK)



# State Deadlines & Guidelines

Example: PA RTK

- Agency must respond within **5 business days** of your request
- If they do not, you have **15 business days** to file an appeal
- The agency can request an extension of time

Resources #2 #3



# Know What to Ask For

- Be Specific
  - Dates
  - Places
  - Times
  - Parties Involved
  - What records you want
- Use Keywords
  - Examples: company name, well site name, pipeline name...





# Sample IFR:

## IFR Submitted 11/09/2018 Atlantis Impoundment

I would like to submit a request for an Informal File Review to include the following:

The file for the Huntley and Huntley Energy Exploration ATLANTIS WELL DEV IMPOUNDMENT ESCGP ESX18-129-0004 including the following:

All Permits


- § All inspection reports
- § All Notice of Violations and/or Consent Order and Agreements
- § The complaint file
- § All correspondence including: letters, emails, meeting logs and meeting notes/records
- § All company reports
- § Including all technical deficiency letters






# Next Steps

- What to do if you don't get what you asked for?
  - File an appeal with the agency who oversees this law.
  - Communicate your expectations with the party
  - Make sure everything is in writing,
    - ex. following up a phone conversation with an email referencing the call

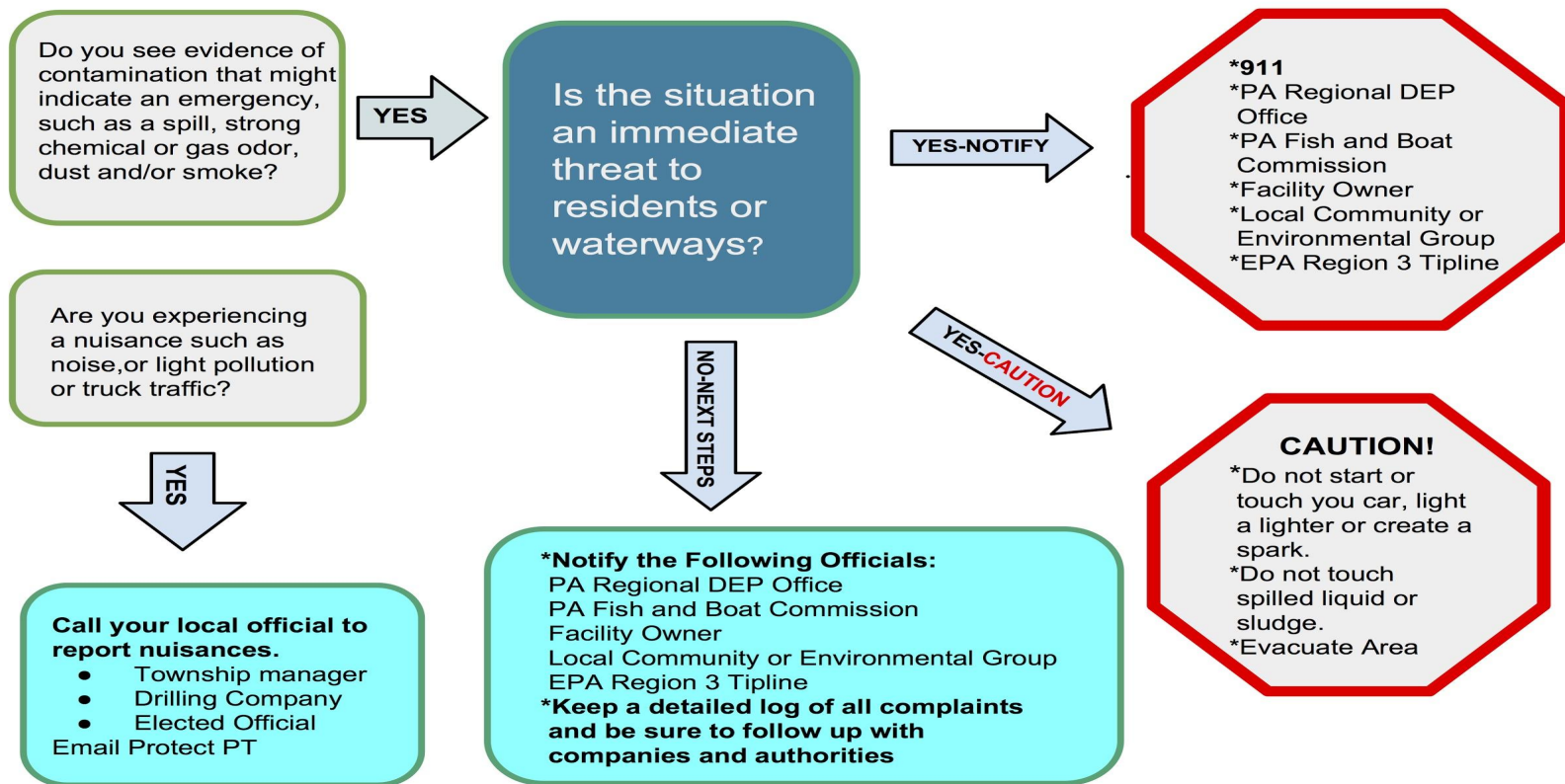


# Best Practices

- Save a copy of ALL requests for your records
- Mark due dates on the calendar
- Know your next steps
- Be courteous, sometimes local governments need to be educated on the laws.



## Complaint, Compliance, or Emergency Decision Tree



# Environmental & Health Resources

- State resources
- Local resources
- Share your voice
- Use & Build your skills
- Additional Resources

<https://www.environmentalhealthproject.org/>



# How to Track Permits & Inspections with PA DEP

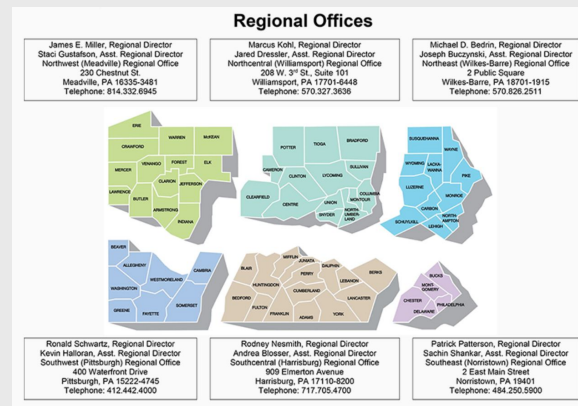
- Go to <http://www.depgis.state.pa.us/PaOilAndGasMapping/>
- Sign up for enotice <https://www.ahs.dep.pa.gov/eNOTICEWeb/>
- Search for facilities, operators, permits <https://www.ahs.dep.pa.gov/eFACTSWeb/default.aspx>

## Other DEP Resources

- DEP Main Page
  - About DEP
  - [Regional resources](#)
  - Community Information

- Mariner East:

<https://www.dep.pa.gov/Business/ProgramIntegration/Pennsylvania-Pipeline-Portal/Pages/Mariner-East-II.aspx>



# Seismic Testing

*How do you protect your property from damage and trespass?*

- Document activity & condition of your foundation
- Gas rights owner/non gas rights owner
- Get everything in writing
- Report harassment



# Seismic Testing

- If they do not obtain land access rights from a specific land owner, they may not be able to provide a complete survey for that area.
- Failure to redact or remove the seismic information relating to mineral interests held by non-consenting third parties could result in claims against them for seismic trespass.





# Complaints & Compliance

## Q&A

### Homework:

- Gather Zoning Ordinances
- Look up Local Contacts



Next Session: Thurs @ 7:00

# Contact Us

## WEBSITE

[protectpt.org](https://protectpt.org)

## OFFICE ADDRESS

3344 Route 130, Suite D  
Harrison City, PA 15636

## MAILING ADDRESS

PO BOX 137  
Harrison City, PA 15636-0137

## PHONE

(724) 392-7023

## OFFICE HOURS

Monday through Friday  
9:00 am to 3:00 pm

## OUR STAFF



**Gillian Graber**  
Executive Director &  
Co-Founder

[gillian@protectpt.org](mailto:gillian@protectpt.org)



**Kathleen Brosseau**  
Environmental Scientist

[kathleen@protectpt.org](mailto:kathleen@protectpt.org)



**Patrick Campbell**  
Project & Outreach Coordinator

[patrick@protectpt.org](mailto:patrick@protectpt.org)



**Annie Deely**  
Community Organizer

[annie@protectpt.org](mailto:annie@protectpt.org)



**Mary Obringer**  
Outreach Assistant

[mary@protectpt.org](mailto:mary@protectpt.org)



| [@ProtectPT](https://www.instagram.com/ProtectPT)



| [@Protect.PT](https://www.facebook.com/Protect.PT)